FEA

European Aerosol Federation

EUROPEAN AEROSOL PRODUCTION 2017

Introduction

European production

Market share

Production by segment

Worldwide production

EUROPEAN AEROSOL PRODUCTION 2017 /© FEA, 2018.

INTRODUCTION

More than 5.7 billion over 16 billion units globally produced, are made in Europe. The data annually collected among FEA members, focus on giving a detailed summary on European aerosol products production by country, segment and type.

A worldwide production overview lastly concluded this report.

About FEA

The European voice for the aerosol industry

The FEA (Fédération Européenne des Aérosols or European Aerosol Federation) was founded in 1959. It functions as the European voice for the industry and the coordination office for its national associations. The Federation represents today 18 European countries which include more than 350 SMEs and multinationals active in the aerosol industry.

Its area of activity is tightly defined and offers unique expertise on aerosol dispensers at European level on challenging aspects such as flammability, pressure resistance, packaging and components fittings, filling, testing, warehousing, transport, recycling, propellants and solvents.

What we do?

REGULATORY

Participates in different industry platforms, being particularly involved in the following areas : Product safety, Chemicals, Classification, Labelling and Packaging, Industrial safety, Transport of Dangerous Goods, Propellants and solvents issues, Legal metrology, Recycling (...)

Prepares and coordinates the actions of the National Associations regarding current and forthcoming legislation and regulation

EXPERTISE AND SUPPORT

- Provides **help to its members regarding technical, legal and regulatory affairs** and keeps them up-to-date
- **Develops and updates industry standards and guidance** documents to promote best practices within the industry
- **Works closely with sectoral associations** and contribute our expertise to the discussions
- **Supports aerosol associations worldwide** in order to foster safety and global harmonisation

EUROPEAN PRODUCTION

According to reported fillings for European aerosol products, overall unit production reached a new record high with more than 5.7 billion in 2017, reflecting a continuous growth from 2015 & 2016's production numbers.

European production evolution (2007-2017, in '000 000 units)

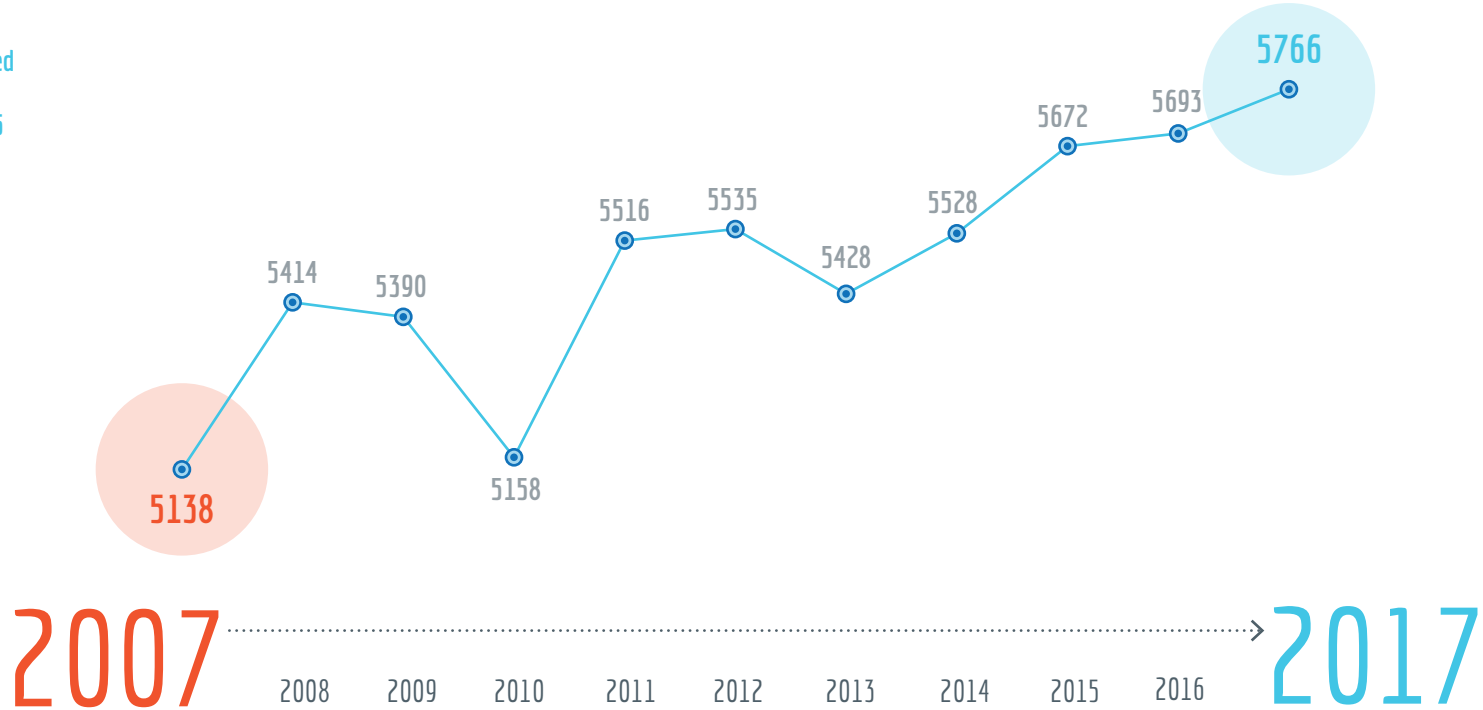

AEROSOL MARKET SHARE

United Kingdom, Germany and France provide more than 60% of the annual aerosol production in Europe in all segments.

The split is roughly estimated to 55% aluminium cans and 44% steel cans. Glass and plastic cans represent less than 1% of the total production.

Aerosol market share (%, 2017)

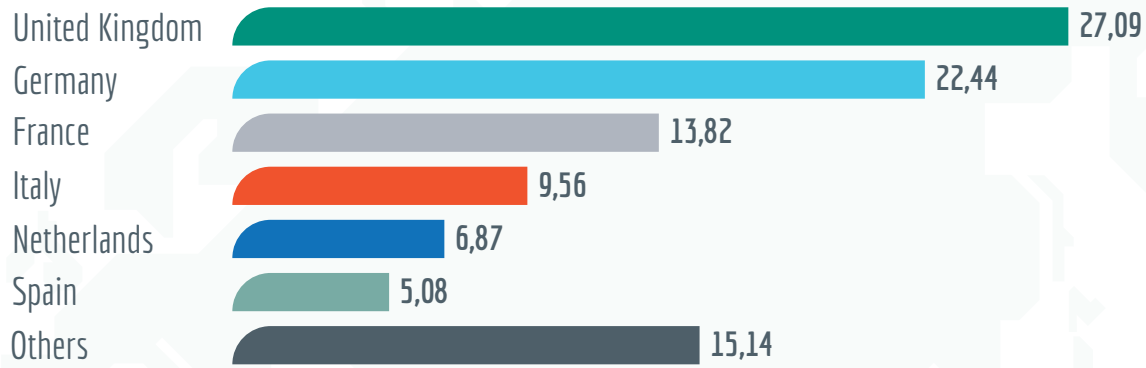

European production 2017 in '000 000 units



AEROSOL PRODUCTION BY SEGMENT

Aerosol containers are primarily made of steel and aluminium whereas glass and plastic containers remain marginal. Cosmetics and household products represent more than three quarter of the European production.

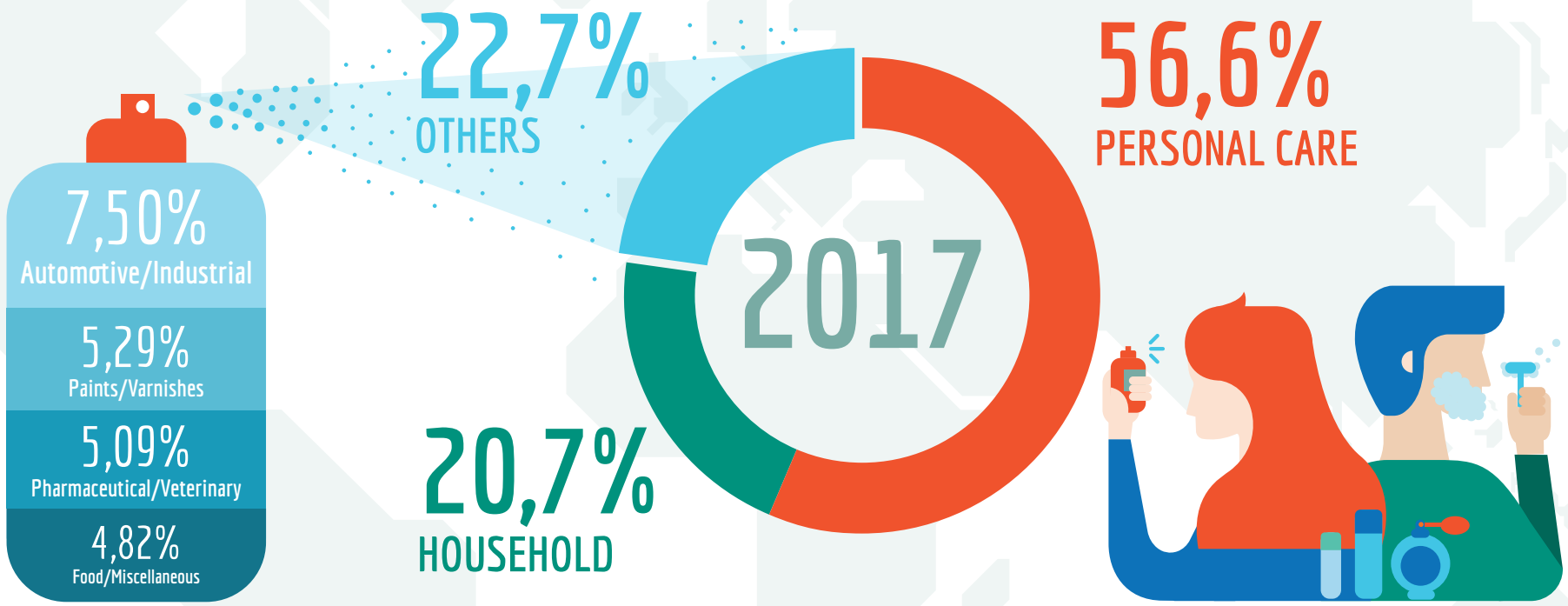

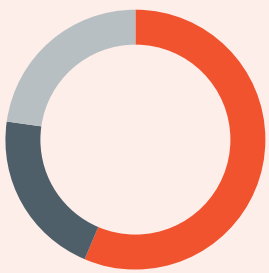

56,6% PERSONAL CARE

Personal care aerosol production in Europe (2017, in '000 units)

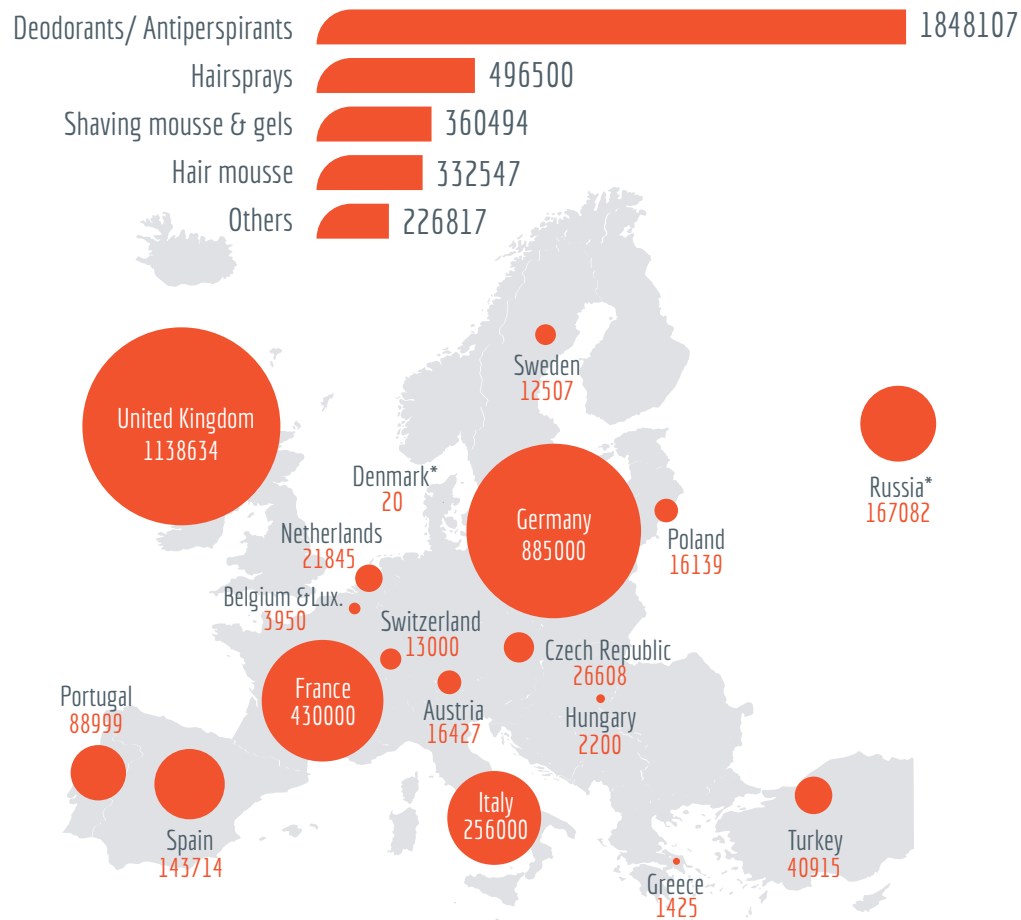

*No data available for 2017

Household aerosol production in Europe (2017, in '000 units)

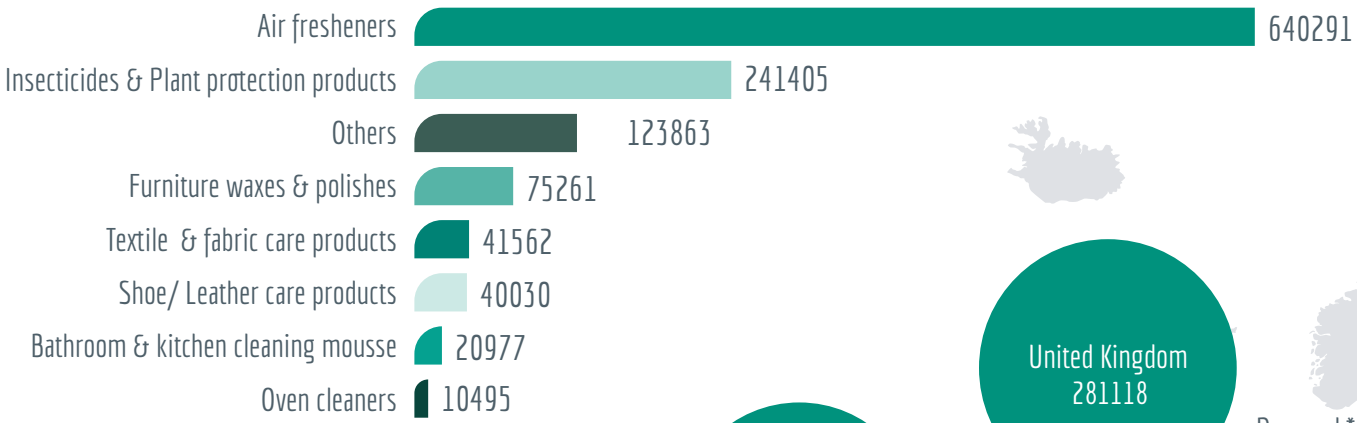

20,7%
HOUSEHOLD

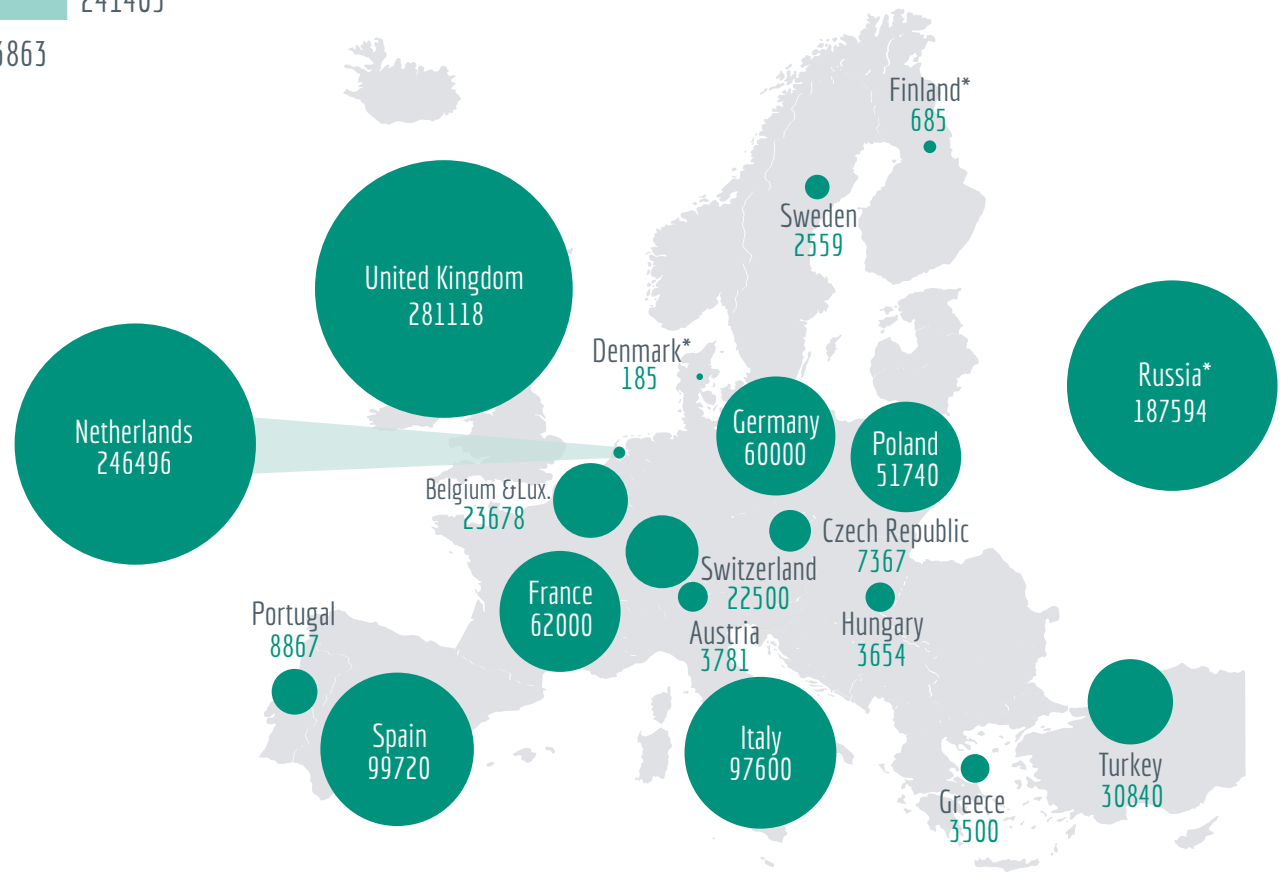

*No data available for 2017

Other aerosol production in Europe (2017, in '000 units)

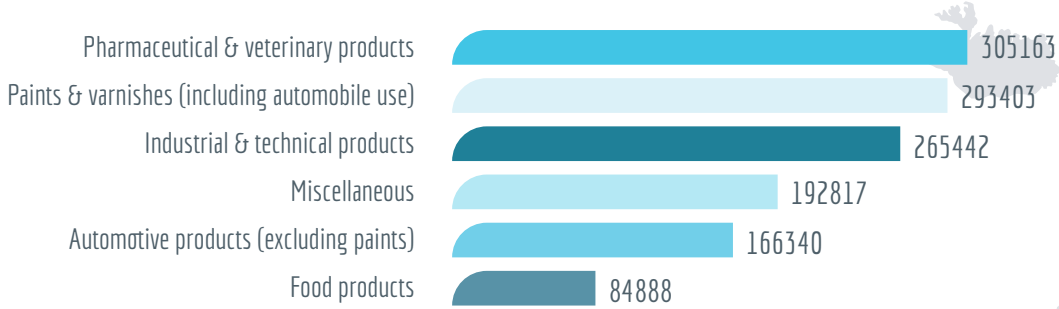

22,7%
OTHERS

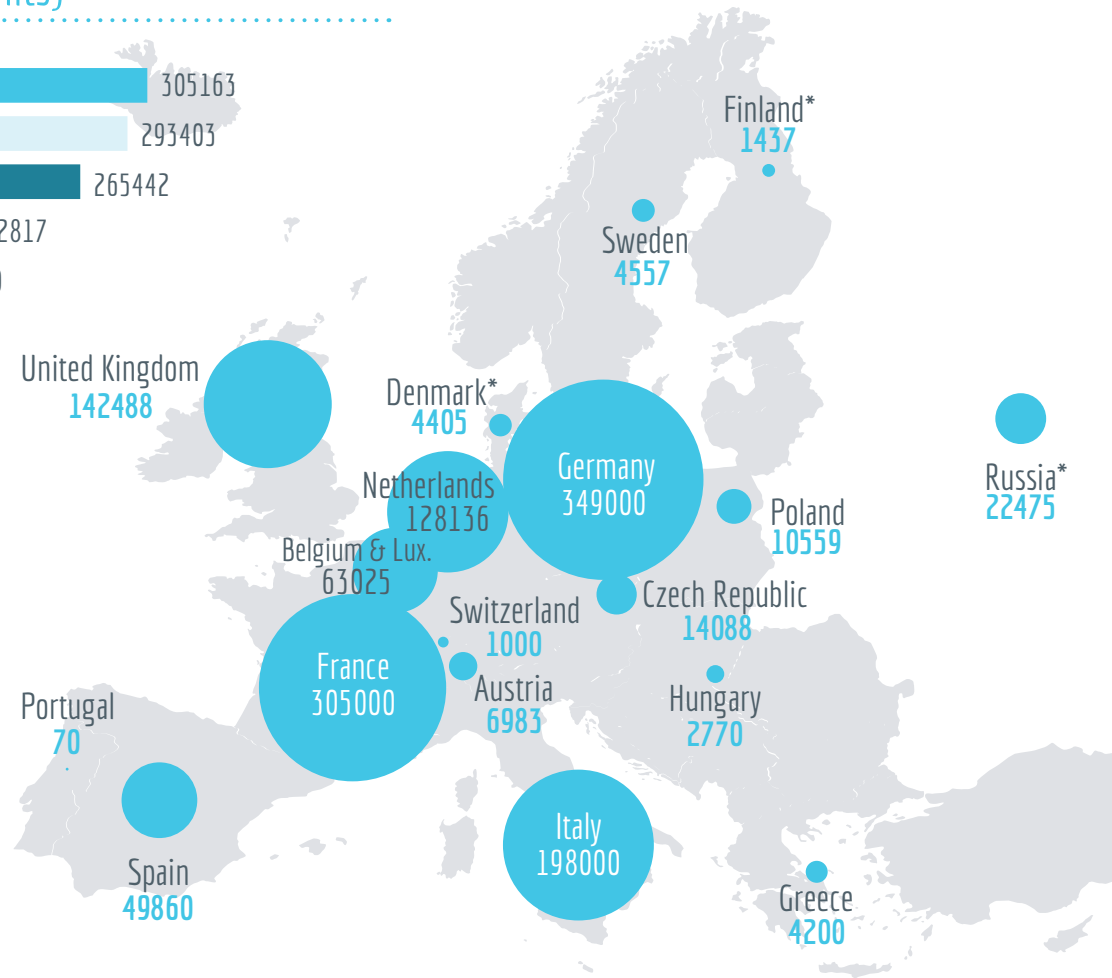

*No data available for 2017

WORLDWIDE PRODUCTION

Evolution by country (in '000 000 units)

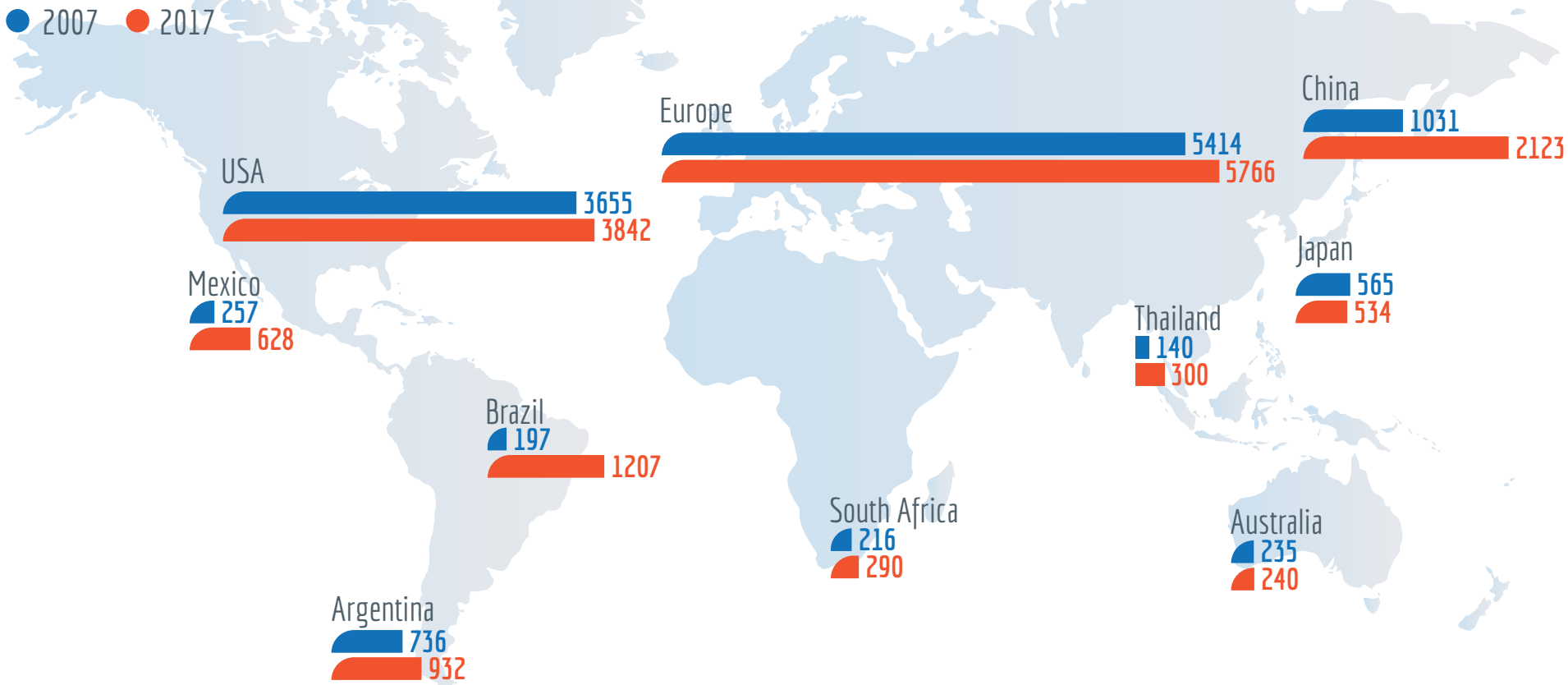

European Aerosol Federation

FEA - European Aerosol Federation
Boulevard du Souverain 165
1160 Brussels
Belgium

Tel.: + 32 (0) 2 679 62 80
Fax: + 32 (0) 2 679 62 83
Email: info@aerosol.org
www.aerosol.org

© FEA, 2018.

DISCLAIMER

FEA has prepared this document based on information available, including information derived from public sources that have not been independently verified and therefore, preliminary and subject to change. FEA undertakes no obligation to update or revise the data as to reflect events or circumstances that arise after the date made or to reflect the occurrence of unanticipated events. As such, the actual results achieved may vary significantly from the forecasts.

Introduction

European production

Market share

Production by segment

Worldwide production